

Earnings Call Q3 FY 2021-22
28th January 2022

Disclaimer

This presentation has been prepared solely for use at the investor/analyst presentation. By attending the meeting where this presentation is made, or by reading the presentation slides, you agree to be bound by the following limitations:

Statements in this presentation, particularly those which relate to management's views and analysis, describing the Company's objectives, projections, estimates and expectations may constitute "forward looking statements" within the meaning of applicable laws and regulations. Actual results may differ materially from those anticipated in the forward-looking statements. The company assumes no obligation to update forward-looking statements to reflect actual results, changed assumptions or other factors.

AGENDA

- **Kirloskar- Limitless**
- Business Highlights
- Financial Highlights

- Brand Kirloskar refreshed with new logo and new business vision: limitless; on 16th July
- Campaign Brand refresh has been launched through TV, newspaper and social media
- What stays at the core of the group, for last 130 years, is to work towards progress of the society
- At Kirloskar we are engineered to always think about our customer, about society and what's next
- When you think about what's next, you inevitably unleash innate potential

It is this potential that makes opportunities *limitless*

kirloskar
limitless

AGENDA

- Kirloskar- Limitless
- **Business Highlights**
- Financial Highlights

BUSINESS HIGHLIGHTS

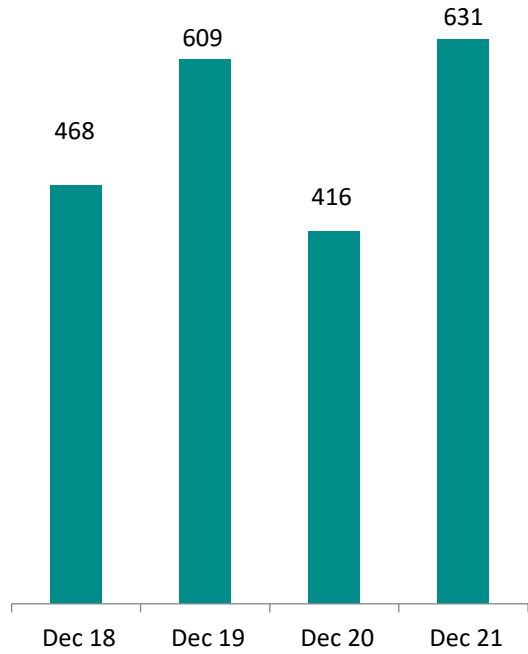
- Completed supply of Compressors for Oxygen Generation
- CNG business continues to be encouraging.
- Over 1,200 Cr orders in hand.
- Over 53% Y-O-Y Growth in 9 months Sales.
- PBT improves to Rs. 40.9 cr against Rs. 19.7 cr
- The Board has declared an interim dividend of Rs. 1.60 (80%) per Equity Share of Rs. 2/- fully paid

AGENDA

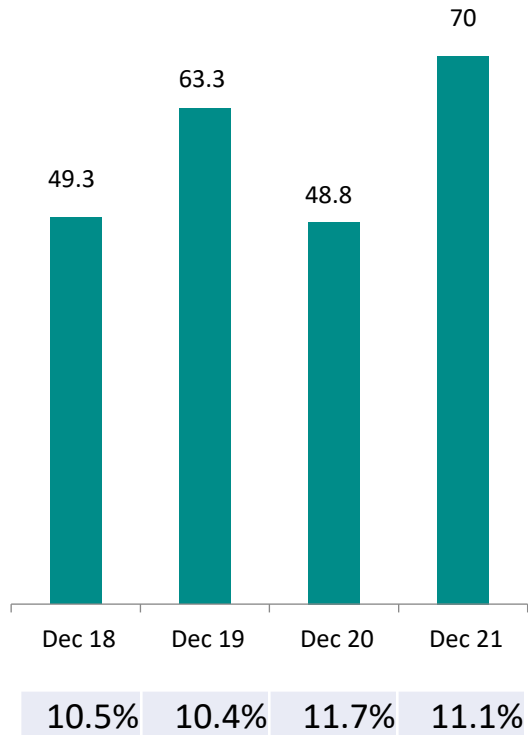
- Kirloskar- Limitless
- Business Highlights
- **Financial Highlights**

P&L Highlights

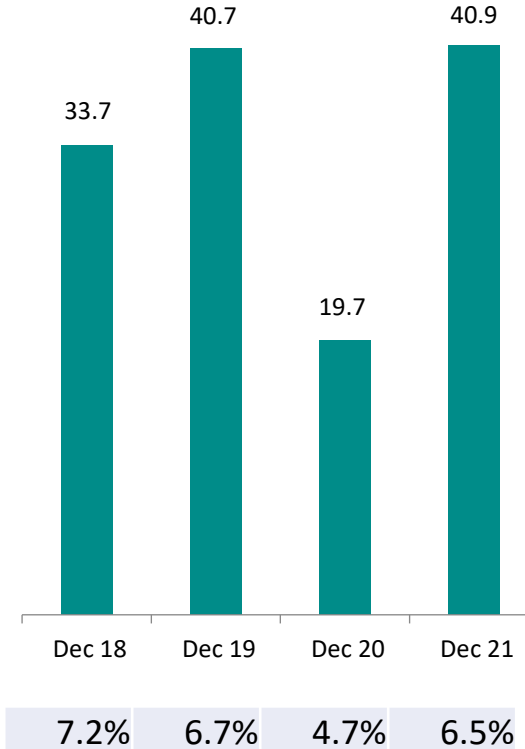
REVENUE



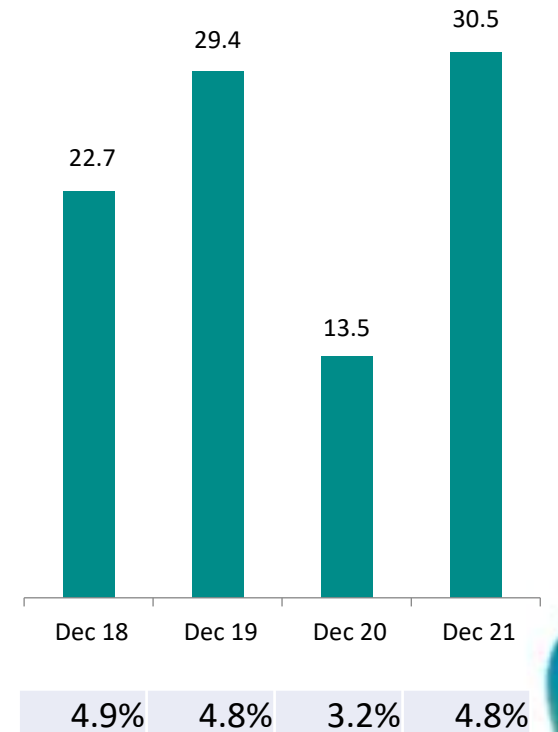
EBITDA & Margin



PBT & Margin

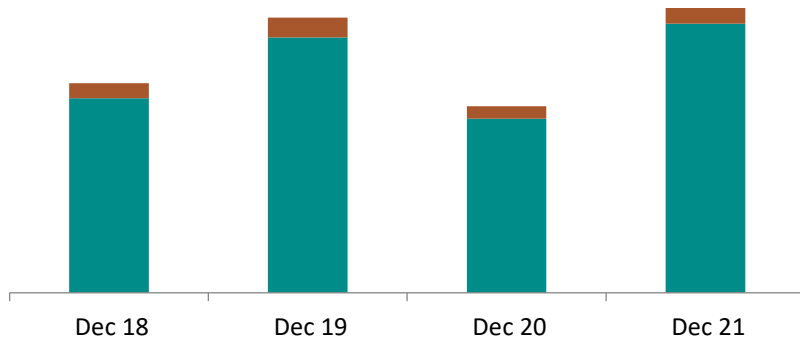


PAT & Margin



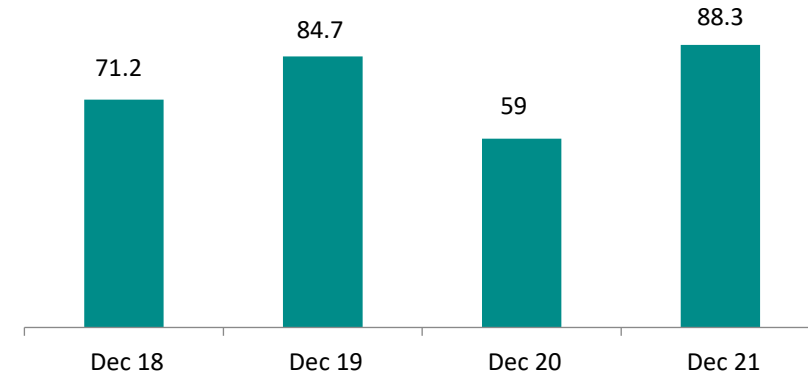
SEGMENT PERFORMANCE

SEGMENT REVENUE



Compression	426	559	381	589
Other	32.5	43	27	34

SEGMENT PBIT & %



PBIT %	16.7%	15.2%	15.5%	15.0%
--------	-------	-------	-------	-------

Key Comments

- 95% of the Total Revenue comes from Compression Segment
- Predominantly serves Petrochemical, Oil & Gas Sector
- Major player in CNG market
- Major player in Compressors for Oxygen Generation

**STATEMENT OF UNAUDITED FINANCIAL RESULTS
FOR THE QUARTER AND NINE MONTHS ENDED DECEMBER 31, 2021**

₹ in Lakhs

Sr. No.	Particulars	Quarter ended on			Nine Months ended on December 31,		Year ended on March 31,
		Dec 31	Sept 30	Dec 31			
		2021	2021	2020	2021	2020	2021
		Reviewed	Reviewed	Reviewed	Reviewed		Audited
I	Revenue from operations	22,728	22,659	18,031	62,278	40,818	82,326
II	Other Income	212	342	297	862	794	1,012
III	Total income (I + II)	22,940	23,001	18,328	63,140	41,612	83,338
IV	EXPENSES						
	Cost of material consumed	12,850	12,785	10,831	34,242	21,523	42,406
	Changes in inventories of finished goods, stock in trade & work in progress	(552)	(131)	(1,826)	(509)	(1,636)	2,667
	Employee benefit expense	3,208	3,178	3,016	9,600	8,344	11,320
	Finance Cost	69	71	29	210	77	169
	Depreciation and amortisation expense	791	985	938	2,705	2,830	3,759
	Other Expenses	5,019	4,555	3,407	12,797	8,501	14,629
	Total expenses (IV)	21,385	21,443	16,395	59,045	39,639	74,950
V	Profit/(Loss) before exceptional items & tax (III - IV)	1,555	1,558	1,933	4,095	1,973	8,388
VI	Exceptional items	-	-	-	-	-	-
VII	Profit/ (Loss) before tax (V - VI)	1,555	1,558	1,933	4,095	1,973	8,388

**STATEMENT OF UNAUDITED FINANCIAL RESULTS
FOR THE QUARTER AND NINE MONTHS ENDED DECEMBER 31, 2021**

₹ in Lakhs

Sr. No.	Particulars	Quarter ended on			Nine Months ended on December 31,		Year ended on March 31,
		Dec 31	Sept 30	Dec 31	2021	2020	2021
		2021	2021	2020			
		Reviewed	Reviewed	Reviewed	Reviewed		Audited
VII	Profit / (Loss) before tax	1,555	1,558	1,933	4,095	1,973	8,388
VIII	Tax expenses						
	Current Tax (net of write back of previous year)	327	380	409	989	409	2,050
	Deferred Tax	17	41	197	50	213	(46)
IX	Profit/ (Loss) for the period (VII - VIII)	1,211	1,137	1,327	3,056	1,351	6,384
X	Other Comprehensive Income						
	i) Items that will not be reclassified to profit or loss	(670)	(573)	1,530	1,111	2,617	3,109
	ii) Income tax relating to items that will not be reclassified to profit or loss	104	58	(8)	(51)	(24)	(327)
XI	Total Comprehensive Income for the period (IX + X) (Comprising Profit / (Loss) and Other Comprehensive Income for the period)	645	622	2,849	4,116	3,944	9,166
XII	Paid up Equity Share Capital (Face Value of Rs. 2/- each)	1,288	1,287	1,284	1,288	1,284	1,285
XIII	Other Equity						57,579
XIV	Earning per equity share basic (Rs.)	1.88	1.77	2.07	4.74	2.10	9.94
	Earning per equity share diluted (Rs.)	1.87	1.76	2.07	4.72	2.10	9.94
	(Not Annualised)						

THANK YOU

For further Information Please Contact:

Kirloskar Pneumatic Co. Ltd.

Suhas S. Kolhatkar
Vice President & CFO

Ph : +91 98220 00003
Email : suhas.kolhatkar@kirloskar.com

Group Investor Relations

Ms. Mayura Bhusari

Tel : (020) 2970 4348
Email : mayura.bhusari@kirloskar.com